


Learn The Common Argentine Tango Song Ending Types: How To Anticipate Them And



Tango Endings: Learn the 9 Common Argentine Tango Song Ending Types, How to Anticipate Them, and 50 Musical Steps to Dance Them by Steve Darmo

★★★★☆ 4.3 out of 5

Language : English
File size : 1002 KB
Text-to-Speech : Enabled
Screen Reader : Supported
Enhanced typesetting : Enabled
Print length : 178 pages
Lending : Enabled



to Argentine Tango Song Endings

Argentine Tango music is a captivating genre renowned for its passionate melodies, intricate rhythms, and expressive lyrics. The ending of a tango song plays a crucial role in shaping its overall impact, leaving a lasting impression on the listener. This comprehensive guide will delve into the world of Argentine Tango song endings, providing a detailed analysis of their types, how to anticipate them, and the essential techniques for navigating these musical intricacies.

Understanding tango song endings not only enhances your listening experience but also provides valuable insights into the artistry and craftsmanship behind this captivating musical form. By mastering the art of anticipating these endings, you can fully immerse yourself in the emotional

journey of each tango song, appreciating its nuances and subtleties with a deeper level of understanding.

Types of Argentine Tango Song Endings

There are several common types of ending in Argentine Tango songs, each with its unique characteristics and musical impact.

1. **Fade-Out Ending:** This is a gradual decrease in volume, creating a sense of closure and resolution. It often occurs over the last few bars of the song, leaving a lingering impression on the listener.
2. **Abrupt Ending:** In contrast to the fade-out ending, an abrupt ending occurs suddenly, without a gradual decrease in volume. It creates a sense of surprise or finality, leaving the listener with a lasting impact.
3. **Picado Ending:** This ending is characterized by a series of short, syncopated notes played on the guitar, often accompanied by a final chord. It provides a lively and energetic to the song.
4. **Arpeggiated Ending:** This ending features an arpeggiated chord played on the guitar, creating a sense of harmonic resolution and closure. It often occurs over the last few bars of the song.
5. **Cadential Ending:** This ending is based on a harmonic progression known as a cadence, which creates a strong sense of closure and finality. It often involves a dominant chord resolving to a tonic chord.

How to Anticipate Tango Song Endings

Anticipating tango song endings requires a keen understanding of the music's structure, rhythm, and harmony. Here are some key techniques to help you:

1. **Listen for Cadences:** Cadences are harmonic progressions that often signal the end of a musical phrase or section. Paying attention to these cadences can help you anticipate the upcoming ending.
2. **Analyze the Rhythm:** The rhythm of a tango song can provide clues about the ending. For instance, a gradual slowing down of the tempo may indicate an approaching .
3. **Observe the Instrumentation:** Changes in instrumentation can also foreshadow the ending. For example, the of a new instrument or the gradual reduction of instruments may suggest the song's .
4. **Follow the Lyrics:** The lyrics of a tango song can sometimes offer hints about the ending. For instance, lyrics that express a sense of closure or resolution may indicate the approaching end of the song.

Essential Techniques for Navigating Tango Song Endings

Mastering the art of navigating tango song endings requires practice and a deep understanding of the music's nuances. Here are some essential techniques to help you:


1. **Practice Listening:** The more you listen to tango music, the more familiar you will become with the common ending types. Pay attention to how the music evolves and ends.
2. **Analyze Musical Structure:** Study the structure of tango songs. Identify the different sections and how they lead to the ending. This will help you anticipate the upcoming .
3. **Play Along:** If you play a musical instrument, try playing along with tango songs. This will give you a hands-on experience of the music's

rhythms and harmonies, enhancing your ability to anticipate the endings.

4. **Attend Live Performances:** Attending live tango performances can provide valuable insights into the artistry of tango musicians. Observe how they navigate the endings and learn from their techniques.

Unveiling the secrets of Argentine Tango song endings is a journey that deepens your appreciation for this captivating musical genre. By understanding the different types of endings, learning to anticipate them, and mastering essential techniques, you can fully immerse yourself in the emotional and musical world of tango. Whether you are a tango dancer, musician, or simply an enthusiast, this guide will empower you to experience the beauty and artistry of tango music on a whole new level.

As you continue your tango journey, remember that the true essence of this music lies in its passion, expression, and connection. Embrace the intricacies of tango song endings, and let them guide you through the captivating musical tapestry of this timeless art form.




Tango Endings: Learn the 9 Common Argentine Tango Song Ending Types, How to Anticipate Them, and 50 Musical Steps to Dance Them by Steve Darmo

★ ★ ★ ★ ☆ 4.3 out of 5

Language	: English
File size	: 1002 KB
Text-to-Speech	: Enabled
Screen Reader	: Supported
Enhanced typesetting	: Enabled
Print length	: 178 pages
Lending	: Enabled

FREE

DOWNLOAD E-BOOK



Unveiling the Profound Narrative of Frederick Douglass: An Odyssey of Courage and Emancipation

In the hallowed halls of American literature, the autobiography of Frederick Douglass stands as a timeless testament to the indomitable...



You Are Not Ruining Your Kids: The Reassuring Truth About Parenting in the Digital Age

Are you worried that your kids are spending too much time on their devices? Are you feeling guilty for not being able to pry them away from...