

# The Ultimate Guide to Bass Fishing with Plastic Worms: Techniques, Tips, and Strategies



## BASS FISHING TIPS PLASTIC WORMS: How to catch bass on plastic worms

★★★★☆ 4.1 out of 5

Language	: English
File size	: 2057 KB
Text-to-Speech	: Enabled
Enhanced typesetting	: Enabled
Word Wise	: Enabled
Print length	: 39 pages
Lending	: Enabled
Screen Reader	: Supported



Bass fishing is a popular and rewarding sport enjoyed by anglers of all ages. One of the most effective lures for catching bass is the plastic worm. Plastic worms come in a variety of shapes, sizes, and colors, and they can be fished in a variety of ways.

In this guide, we will cover everything you need to know about bass fishing with plastic worms, including the best techniques, tips, and strategies. We will also provide you with a few of our favorite plastic worm lures.

### Choosing the Right Plastic Worm

The first step to successful bass fishing with plastic worms is choosing the right lure. There are a few things to consider when choosing a plastic

worm, including the size, shape, color, and action.

## **Size**

The size of the plastic worm you choose will depend on the size of the bass you are targeting. A good rule of thumb is to use a worm that is about 1/3 the size of the bass you are trying to catch.

## **Shape**

There are a variety of different shapes of plastic worms available, including straight worms, curly tail worms, and finesse worms. The shape of the worm will affect the way it moves in the water, so it is important to choose a shape that is appropriate for the fishing conditions.

## **Color**

The color of the plastic worm you choose will also affect the way it moves in the water. Dark colors, such as black and brown, are good for fishing in clear water, while light colors, such as white and yellow, are good for fishing in murky water.

## **Action**

The action of the plastic worm refers to the way it moves in the water. Some worms have a very subtle action, while others have a more aggressive action. The action of the worm will affect the way it attracts bass, so it is important to choose a worm that has the right action for the fishing conditions.

## **Essential Plastic Worm Techniques**

There are a variety of different ways to fish plastic worms for bass. Some of the most popular techniques include:

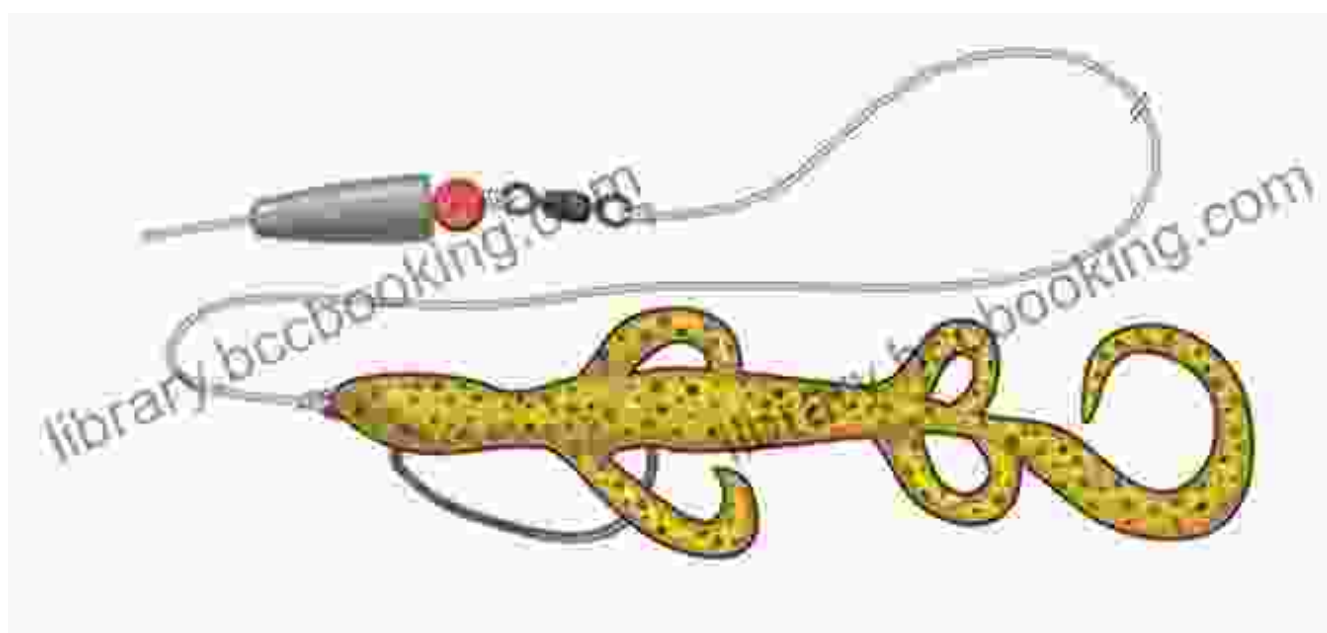
### **Texas Rig**

The Texas rig is one of the most popular and versatile plastic worm techniques. It is simple to rig and can be fished in a variety of different ways. The Texas rig consists of a plastic worm, a bullet weight, and a hook. The weight is placed on the line about 18 inches above the hook, and the worm is threaded onto the hook. The Texas rig can be fished on the bottom, or it can be fished in mid-water.



### **Carolina Rig**

The Carolina rig is another popular plastic worm technique. It is similar to the Texas rig, but it uses a swivel and a leader between the weight and the hook. This allows the worm to move more freely, which can be effective in certain situations. The Carolina rig is often used for fishing in deep water or in areas with a lot of vegetation.



### **Wacky Rig**

The wacky rig is a popular technique for fishing plastic worms in shallow water. It is simple to rig and can be very effective. The wacky rig consists of a plastic worm that is hooked through the middle. The hook is then hidden inside the worm, and the worm is fished on a weightless line. The wacky rig is often used for fishing around cover, such as logs and rocks.



## Drop Shot Rig

The drop shot rig is a finesse technique that is often used for fishing in deep water or around cover. It consists of a weight that is dropped below a hook on a leader. The plastic worm is then tied to the hook, and the rig is fished on a light line. The drop shot rig allows the worm to fall slowly and naturally, which can be very effective for catching bass that are not actively feeding.



## **Tips and Strategies for Bass Fishing with Plastic Worms**

In addition to choosing the right plastic worm and using the right technique, there are a few other tips and strategies that can help you catch more bass with plastic worms.

### **Be Patient**

Bass fishing with plastic worms can be a slow process. It is important to be patient and wait for the bass to come to you. Do not be discouraged if you do not catch a fish right away. Keep fishing and eventually you will be rewarded.

### **Experiment**

There is no one-size-fits-all approach to bass fishing with plastic worms. Experiment with different techniques, colors, and sizes until you find what

works best for you. The more you experiment, the more successful you will be.

## Use Cover


Bass are often found around cover, such as logs, rocks, and vegetation. When fishing with plastic worms, be sure to target these areas. Casting your worm near cover will give you a better chance of catching a fish.

## Our Favorite Plastic Worm Lures

There are a variety of different plastic worm lures on the market. Here are a few of our favorites:

- Zoom Finesse Worm
- Senko
- Roboworm
- Strike King Ocho
- Berkley Gulp!

Plastic worms are one of the most effective lures for catching bass. By following the tips and strategies outlined in this guide, you can increase your chances of success. So next time you go bass fishing, be sure to give plastic worms a try.



## BASS FISHING TIPS PLASTIC WORMS: How to catch bass on plastic worms


★★★★☆ 4.1 out of 5

Language : English

File size : 2057 KB

Text-to-Speech : Enabled

Enhanced typesetting : Enabled  
Word Wise : Enabled  
Print length : 39 pages  
Lending : Enabled  
Screen Reader : Supported



## Unveiling the Profound Narrative of Frederick Douglass: An Odyssey of Courage and Emancipation

In the hallowed halls of American literature, the autobiography of Frederick Douglass stands as a timeless testament to the indomitable...



## You Are Not Ruining Your Kids: The Reassuring Truth About Parenting in the Digital Age

Are you worried that your kids are spending too much time on their devices? Are you feeling guilty for not being able to pry them away from...