


# The Ultimate Guide to Surviving Your PhD: A Step-by-Step Guide to Success



How to Survive Your PhD: The Insider's Guide to Avoiding Mistakes, Choosing the Right Program, Working with Professors, and Just How a Person Actually Writes a 200-Page Paper

★★★★☆ 4.5 out of 5

Language : English  
File size : 515 KB  
Text-to-Speech : Enabled  
Screen Reader : Supported  
Enhanced typesetting : Enabled  
Word Wise : Enabled  
Print length : 226 pages



Are you a PhD student feeling overwhelmed and lost? Don't worry, you're not alone. This comprehensive guide will provide you with everything you need to know to survive and thrive in your PhD program.

## Step 1: Choose the Right Program

The first step to surviving your PhD is to choose the right program. This means finding a program that is a good fit for your research interests, career goals, and learning style.

Here are some things to consider when choosing a PhD program:

- **Research interests:** What are your research interests? What kind of research do you want to do? Make sure the program you choose has faculty members who are working in your area of interest.
- **Career goals:** What do you want to do after you graduate? Do you want to stay in academia, work in industry, or start your own business? Make sure the program you choose will prepare you for your career goals.
- **Learning style:** How do you learn best? Do you prefer a more structured learning environment or a more flexible one? Make sure the program you choose has a learning style that is compatible with your own.

## Step 2: Get Funding

Most PhD students need to get funding to cover their tuition and living expenses. There are a number of different ways to get funding, including:

- **Teaching assistantships:** TA positions involve teaching undergraduate courses. They typically provide a stipend and tuition remission.
- **Research assistantships:** RA positions involve working on research projects with faculty members. They typically provide a stipend and tuition remission.
- **Fellowships:** Fellowships are competitive awards that provide financial support to PhD students. They are typically based on merit and research potential.

- **Scholarships:** Scholarships are another type of competitive award that provide financial support to PhD students. They are typically based on financial need and academic achievement.

### **Step 3: Find a Mentor**

A mentor is a faculty member who can provide you with guidance and support throughout your PhD program. A good mentor can help you choose research topics, develop your dissertation, and navigate the academic world.

Here are some tips for finding a mentor:

- **Attend faculty presentations:** Attend faculty presentations to get to know the research interests of different faculty members. This is a good way to find potential mentors who share your interests.
- **Talk to your classmates:** Ask your classmates if they have any recommendations for mentors. They may be able to point you to faculty members who are good mentors and who are a good fit for your research interests.
- **Reach out to faculty members directly:** If you find a faculty member whose research interests align with your own, don't be afraid to reach out to them and ask if they would be willing to mentor you.

### **Step 4: Develop a Research Plan**

Once you have found a mentor, you need to develop a research plan. This plan should outline your research topic, your research questions, and your methodology.

Here are some tips for developing a research plan:

- **Start by brainstorming:** What are you interested in researching? What are the big questions that you want to answer? Once you have a few ideas, you can start to narrow down your focus.
- **Do a literature review:** Once you have a general idea of your research topic, you need to do a literature review to find out what research has already been done in your area. This will help you to refine your research question and develop a unique research plan.
- **Develop a research methodology:** Once you have a research question, you need to develop a research methodology to answer it. This will involve choosing the right research methods and developing a data collection plan.

## Step 5: Write Your Dissertation

The dissertation is the culmination of your PhD program. It is a major research project that demonstrates your knowledge and skills in your field.

Here are some tips for writing your dissertation:

- **Start early:** Don't wait until the last minute to start writing your dissertation. Give yourself plenty of time to research, write, and revise.
- **Break it down into smaller tasks:** Writing a dissertation can be a daunting task. Break it down into smaller tasks, such as writing a literature review, developing a research methodology, and writing the different chapters of your dissertation.

- **Get feedback from your mentor:** Regularly share your work with your mentor for feedback. They can help you to identify weaknesses in your research and writing, and they can provide you with guidance and support.

## **Step 6: Defend Your Dissertation**

Once you have written your dissertation, you need to defend it in front of a committee of faculty members. This is a nerve-wracking experience, but it is also an important opportunity to demonstrate your knowledge and skills.

Here are some tips for defending your dissertation:


- **Be prepared:** Make sure you know your research inside and out. Practice your presentation and be prepared to answer questions from the committee members.
- **Be confident:** Believe in your research and your ability to defend it. The committee members are there to assess your work, not to tear it down.
- **Be respectful:** Treat the committee members with respect, even if you disagree with their questions or comments.

## **Step 7: Graduate!**

After you have successfully defended your dissertation, you will graduate with your PhD. This is a major accomplishment, and you should be proud of yourself for all that you have accomplished.

Congratulations, Dr.!

## Buy the Book




### How to Survive Your PhD: The Insider's Guide to Avoiding Mistakes, Choosing the Right Program, Working with Professors, and Just How a Person Actually Writes a 200-Page Paper

★★★★☆ 4.5 out of 5

Language : English  
File size : 515 KB  
Text-to-Speech : Enabled  
Screen Reader : Supported  
Enhanced typesetting : Enabled  
Word Wise : Enabled  
Print length : 226 pages

FREE

DOWNLOAD E-BOOK



### Unveiling the Profound Narrative of Frederick Douglass: An Odyssey of Courage and Emancipation

In the hallowed halls of American literature, the autobiography of Frederick Douglass stands as a timeless testament to the indomitable...



## **You Are Not Ruining Your Kids: The Reassuring Truth About Parenting in the Digital Age**

Are you worried that your kids are spending too much time on their devices? Are you feeling guilty for not being able to pry them away from...