


Unleash Your Inner Master: A Comprehensive Guide to Chess for Beginners



Chess, the ancient game of strategy and intellect, has captivated minds for centuries. Whether you're an absolute novice or aspiring to grandmasterhood, "How To Play Chess For Beginners" is your comprehensive guide to navigating the enigmatic world of chess. This beginner-friendly resource provides a step-by-step approach to understanding the fundamentals, developing winning strategies, and mastering the art of checkmate.



How to Play Chess for Beginners: An Instruction Guide to Master the Game of Chess Plus Board Rules and Strategies to Winning Like a Pro

★★★★★ 5 out of 5

Language	: English
File size	: 19916 KB
Text-to-Speech	: Enabled
Screen Reader	: Supported
Enhanced typesetting	: Enabled
Word Wise	: Enabled
Print length	: 108 pages
Lending	: Enabled



Chapter 1: The Basics of Chess

Understanding the Chessboard and Pieces

- Familiarize yourself with the 8x8 chessboard, consisting of alternating light and dark squares.
- Learn the distinctive pieces: King, Queen, Rook, Bishop, Knight, and Pawns.
- Grasp the unique movement patterns of each piece, opening up a world of strategic possibilities.

Setting Up the Board and Initial Moves

1. Position the board with a white square on the bottom right of both players.
2. Arrange the pieces in their designated starting positions.

3. White makes the first move, followed by Black, alternating turns until the game concludes.

Chapter 2: Mastering Piece Value and Control

Quantifying Piece Strength

- Assign point values to each piece (Queen: 9, Rook: 5, Bishop: 3, Knight: 3, Pawn: 1).
- Comprehend the concept of material advantage, gaining or losing pieces in exchange for positional superiority.
- Develop an eye for recognizing imbalances in material, guiding tactical decisions.

Controlling the Center and Development

- Master the importance of occupying the central squares, offering greater mobility and influence.
- Promote early development of your pieces, particularly Knights and Bishops, enhancing their scope and attack potential.
- Maintain flexibility in controlling key squares, preventing your opponent from establishing a dominant position.

Chapter 3: Opening Principles and Strategies

Common Openings for Beginners

- Learn the Italian Game, a classical opening characterized by rapid development and control of the center.
- Master the Ruy Lopez, renowned for its strategic depth and positional advantages.

- Explore the Four Knights Game, emphasizing piece development and early initiative.

Choosing the Right Opening

- Consider your playing style and strengths when selecting an opening repertoire.
- Study specific openings to understand their key ideas, strengths, and weaknesses.
- Research common responses to your chosen openings to anticipate your opponent's moves.

Chapter 4: Tactics and Combinations

Recognizing Tactical Patterns

- Identify common tactical motifs such as forks, pins, skewers, and discovered attacks.
- Train your vision to spot potential threats and opportunities in different positions.
- Practice solving tactical puzzles to sharpen your tactical awareness and calculation skills.

Executing Combinations

- Plan multi-move sequences that lead to favorable outcomes or checkmate.
- Consider the potential reactions of your opponent and anticipate their countermoves.

- Develop foresight and analytical skills to execute complex combinations with precision.

Chapter 5: Endgames and Checkmate

Understanding Endgame Positions

- Learn about different endgame scenarios, such as King and Pawn endgames, Rook endgames, and Queen endgames.
- Develop a strategy for exchanging pieces, creating passed pawns, and maneuvering your King effectively.
- Study endgame principles and tactics to optimize your chances of winning or drawing the game.

Achieving Checkmate

- Recognize the patterns and techniques required to deliver checkmate with various piece combinations.
- Practice checkmating exercises to improve your accuracy and speed.
- Learn to anticipate and defend against checkmate threats posed by your opponent.

Chapter 6: Practical Advice and Common Mistakes

Tips for Beginners


- Play regular games and analyze your mistakes to improve your understanding.
- Study chess books and articles to expand your knowledge and strategies.

- Connect with chess clubs or communities to engage with other players and learn from experienced individuals.

Common Mistakes to Avoid

- Moving pieces without a clear purpose, wasting valuable time and weakening your position.
- Developing pieces too slowly, allowing your opponent to gain a positional advantage.
- Exposing your King to unnecessary checks or threats, compromising its safety.

Embarking on this chess journey with "How To Play Chess For Beginners" will empower you to conquer the complexities of the game and achieve your chess ambitions. Whether you aspire to dominate in tournaments or simply enjoy the intellectual challenge, this guide will provide the essential knowledge, strategies, and tactics you need to unleash your inner chess master. Remember, practice, patience, and a passion for the game will guide you towards chess mastery. May your pieces move with purpose and precision, and may your checkmate strategies be met with success.



How to Play Chess for Beginners: An Instruction Guide to Master the Game of Chess Plus Board Rules and Strategies to Winning Like a Pro

★★★★★ 5 out of 5


Language	: English
File size	: 19916 KB
Text-to-Speech	: Enabled
Screen Reader	: Supported
Enhanced typesetting	: Enabled
Word Wise	: Enabled
Print length	: 108 pages

Lending

: Enabled

FREE

DOWNLOAD E-BOOK



Unveiling the Profound Narrative of Frederick Douglass: An Odyssey of Courage and Emancipation

In the hallowed halls of American literature, the autobiography of Frederick Douglass stands as a timeless testament to the indomitable...



You Are Not Ruining Your Kids: The Reassuring Truth About Parenting in the Digital Age

Are you worried that your kids are spending too much time on their devices? Are you feeling guilty for not being able to pry them away from...